



Trade Contractor Outreach Event

Amtrak Frederick Douglass Tunnel – South Approach

About the Event

Clark Construction and Stacy and Witbeck (CSW) are committed to assembling a diverse team of trade partners to deliver a significant enhancement for the Northeast Corridor, Amtrak Frederick Douglass Tunnel – South Approach.

Join us at this event online to:

- Connect with the CSW team
- Gain insight into the project's scope and schedule
- Learn about our pre-qualification process

Project Details

This package includes construction work located in the southern approach to two new high-capacity tunnels, including the corridor from the West Baltimore MARC Station to the tunnel portals.

Scan the QR code to register for the event, or visit <https://clrk.cc/AMTRAK-GMP2>

Thursday, April 25, 2024
2:00 p.m. – 4:00 p.m.

Coppin State University
J. Millard Tawes Ballroom
2500 West North Avenue
Baltimore, MD 21216



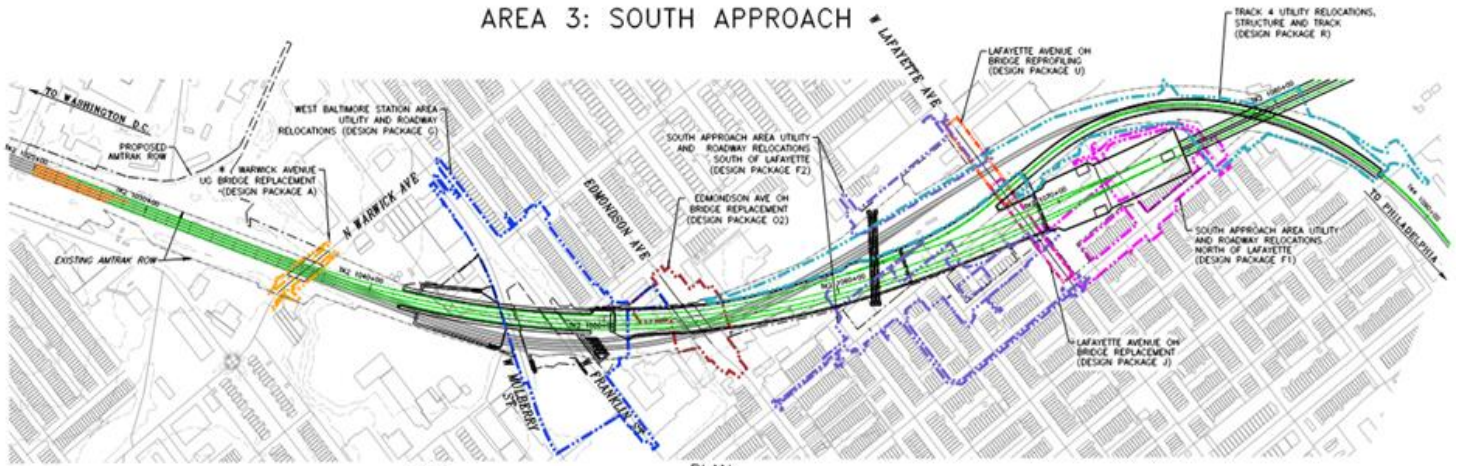
Let's build what matters, **together.**

Available Subcontracting Opportunities

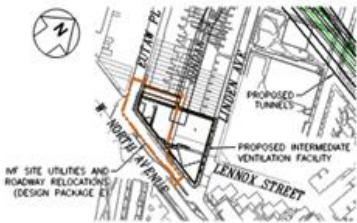
CSW is soliciting work for GMP 2 / South Approach Area and Wilkens Avenue, including these scopes:

Number	Trade Package Name
01 57 19	Noise & Vibration Controls
02 21 13	Site Investigations
03 20 00	Concrete Reinforcement - DP O1, I, H, G2, P (SB Station)
05 12 01	Steel Bridge, Fabrication - DP O1, Franklin Street Bridge
05 12 02	Steel Bridge, Erection - DP O1 Franklin and Mulberry
05 12 10	Temp Bridge - DP O2, Edmondson Ave Temp Ped/Utility Bridge (Design & Furnish Bridge)
05 50 00	Miscellaneous Metals - DP I S. Approach and O1 Mulberry & Franklin Streets
05 52 00	Pipe Guardrails and Handrails - DP O1, Mulberry and Franklin Streets
07 14 16	Waterproofing - DP O1, Mulberry and Franklin Street Bridges
09 91 02	Painting - DP O1, Mulberry and Franklin Street Bridges
26 05 43	Street Lighting - DP G2 Franklin and DP J Lafayette
26 05 45	Systems Ductbank - DP N1
31 09 13	Geotechnical Instrumentation & Monitoring
31 24 00	Earthwork - DP G2, Roadway and RW's, P MARC Station Southbound
32 12 16	Asphalt Paving - DP J Lafayette and G2 Mulberry and Franklin Streets
32 13 13	Concrete Paving & Site Concrete - DP G2 Mulberry and Franklin & J Lafayette
32 17 23	Pavement Markings & Roadway Signage - DP G2 Franklin Street & DP J Lafayette
32 31 13.1	Temporary Fencing - GMP-wide
32 31 13.2	Permanent Fencing & Vehicle Guardrails - DP O1, Mulberry and Franklin Streets
33 11 00	Site Utilities, Wet - DP J Lafayette, DP G2 Franklin, and DP D2 Wilkens East
34 23 13	Monopole System, complete - DP N1 Mulberry to Franklin
34 23 14	OCS Structure System, complete – DP N1 Mulberry to Franklin
34 00 00	Lafayette Ave Bridge, complete
SUB 34 02 00	Demolition - DP J, Lafayette Ave Bridge
SUB 34 03 20	Concrete Reinforcement - DP J, Lafayette Ave Bridge
SUB 34 05 00	Site Welding
SUB 34 05 50	Miscellaneous Metals - DP J, Lafayette Bridge Reconstruction
SUB 34 07 95	Bridge Bearings & Pads
SUB 34 09 91	Painting - DP J, Lafayette Avenue Bridge
SUB 34 31 52	Caissons, Bearing - DP J, Lafayette Ave Bridge Reconstruction
SUB 34 31 57	MSE Wall - DP J, Lafayette Ave Bridge Reconstruction
SUB 34 32 01	Bridge Deck Grinding & Grooving, Sawcutting
SUB 34 32 31.1	Pipe Guardrails, and Handrails - DP J, Lafayette
SUB 34 32 31.2	Permanent Fencing - DP J, Lafayette
SUP 34 03 01	Bridge Deck Paving Machine Furnish
SUP 34 03 02	Concrete Pumping, Laser Screed or Concrete Finishing Services
SUP 34 03 03	CIP Concrete Formwork Lafayette Bridge East Furnish
SUP 34 05 12.1	Steel Bridge - DP J, Lafayette Avenue (Furnish)
SUP 34 05 30	SIP Metal Decking – Lafayette Furnish
SUB 02.1	Temporary Stair Tower & Scaffolding Design, Furnish, & Install
SUB 31.1	Earthwork, Haul and Dispose Spoils
SUP 03.1	Concrete Ready-Mix Supply
SUP 03.2	Waterstop for Concrete Supply
SUP 03.3	Expansion Materials Supply
SUP 03.6	Bulk Lumber Supply
SUP 03.9	CIP Concrete Formwork Mulberry & Franklin Bridges Furnish

AREA 3: SOUTH APPROACH



AREA 4C: INTERMEDIATE VENT FACILITY



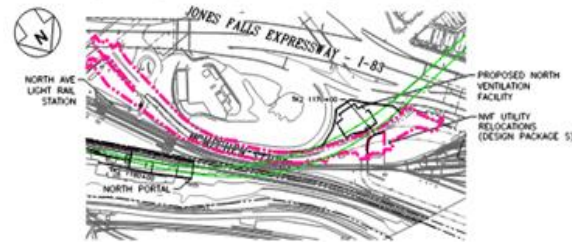
PARTIAL PLAN

NOTE:

* - WARWICK AVENUE BRIDGE REPLACEMENT INCLUDES MODIFICATIONS TO CITY INFRASTRUCTURE INCLUDING ROADWAY, SIDEWALK AND UTILITIES IN ADDITION TO REPLACEMENT OF THE AMTRAK OWNED BRIDGE.

DESIGN PACKAGE	DEVELOPER'S AGREEMENT NO.
A - WARWICK AVE BRIDGE	1801
E - NF UTILITIES	1801B
F1 - UTILITIES NORTH OF LAFAYETTE AVE	1801A, PHASE 1
F2 - UTILITIES SOUTH OF LAFAYETTE AVE	1801A, PHASE 2
G - WEST BALTIMORE STATION UTILITY	1801E
J - LAFAYETTE AVE OH BRIDGE	1801C
O2 - EDMONDSON AVE OH BRIDGE	1801D
S - NF UTILITIES	1801G

AREA 4D: NORTH VENT FACILITY



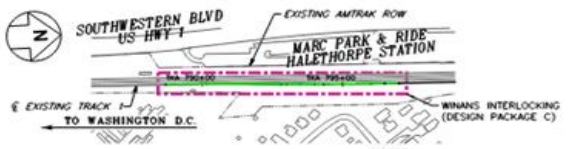
PARTIAL PLAN

LEGEND:

- PROPOSED TRACKS
- DESIGN PACKAGE A
- DESIGN PACKAGE E
- DESIGN PACKAGE F1
- DESIGN PACKAGE F2
- DESIGN PACKAGE G
- DESIGN PACKAGE J
- DESIGN PACKAGE O2
- DESIGN PACKAGE R
- DESIGN PACKAGE S
- DESIGN PACKAGE U

0 200 400
SCALE IN FEET

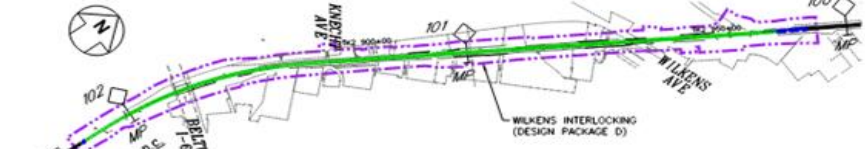
AREA 1: WINANS INTERLOCKING



PARTIAL PLAN
0 200 400
SCALE IN FEET

NOTE:
CONSTRUCTION OF TRACK WILL REQUIRE COORDINATION BETWEEN CONTRACTOR AND AMTRAK FORCE ACCOUNT. SOME WORK WILL BE DONE BY AMTRAK FORCE ACCOUNT. SOME WORK MAY BE DONE BY CONTRACTOR.

AREA 2: WILKENS INTERLOCKING



PARTIAL PLAN
0 500 1000 1500
SCALE IN FEET

Let's build what matters, **together.**

Scan the QR code and get a head start by completing the Subcontractor Qualification Application, or visit clrk.cc/TradeTapp-FDT

Project Contact Information

For general project information and inquiries, visit www.FDTunnel.com.

For upcoming contracting opportunities and bid questions, please contact:

Todd McQuinn, PE
Lead Cost Estimator
todd.mcquinn@cswfdtjv.com

Jake Buttz
Senior Estimator
jacob.buttz@cswfdtjv.com

