

Morgan State University New Mixed-Use Residence Hall

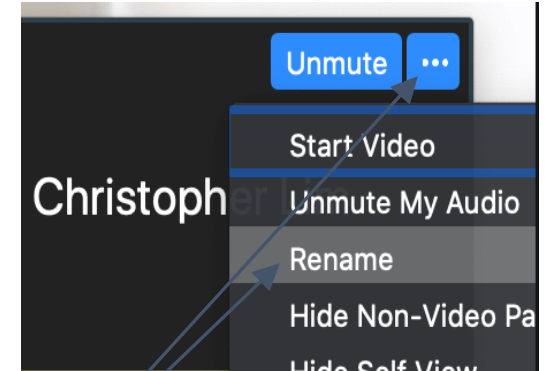


September 30, 2020
2:00 PM

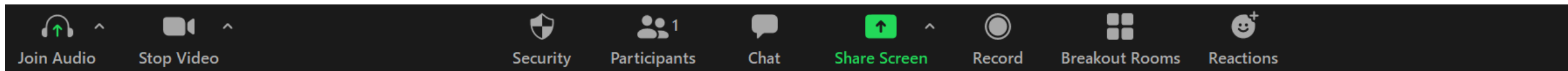


Ground Rules

- You were muted upon entry. Check your **MUTE** button frequently to ensure it is in the right position for you
- We want to get to know you – Change your title to show first name and last name
- Q&A session will be conducted at the end of the presentation



Change your Name using three dots
in the upper right corner of your video image



AGENDA

- Welcome and Introductions
- Overview Morgan State University New Mixed-Use
Residence Hall Project – Gilbane
- Breakouts






Gilbane Cares
Because we're all one family.



Safety is Priority #1



5^x Construction Users Roundtable
CISE Safety Award Winner



2018 SAFETY FIRST

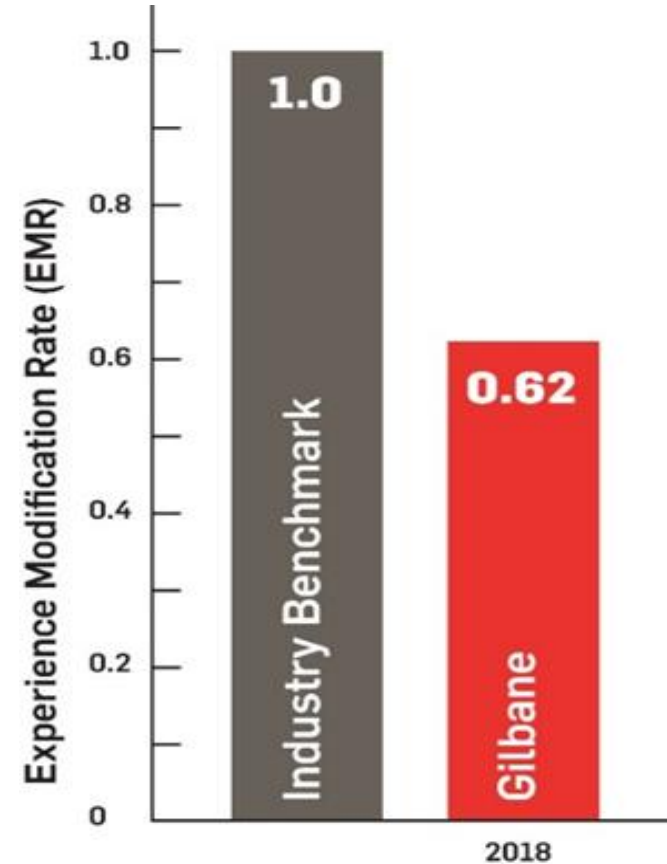
95% of our projects

had **ZERO** lost time injuries



6^x

Associated General Contractors (AGC) of America *Safety Excellence Award Winner*



Morgan State University New Mixed-Use Residence Hall - Overview

- Located at 1700 E Cold Spring Lane
Baltimore, MD 21218
- 10-story Student Residence Hall
 - Ground Floor Food Court, Traditional Dining Hall, Retail and Student Support Services
 - Approx. 670 Bed Mixed Single Room and Suite Configurations
 - Extensive Site Utilities and Landscaping
 - Demolition of Thurgood Marshall Apartments



PROPOSED SITE PLAN

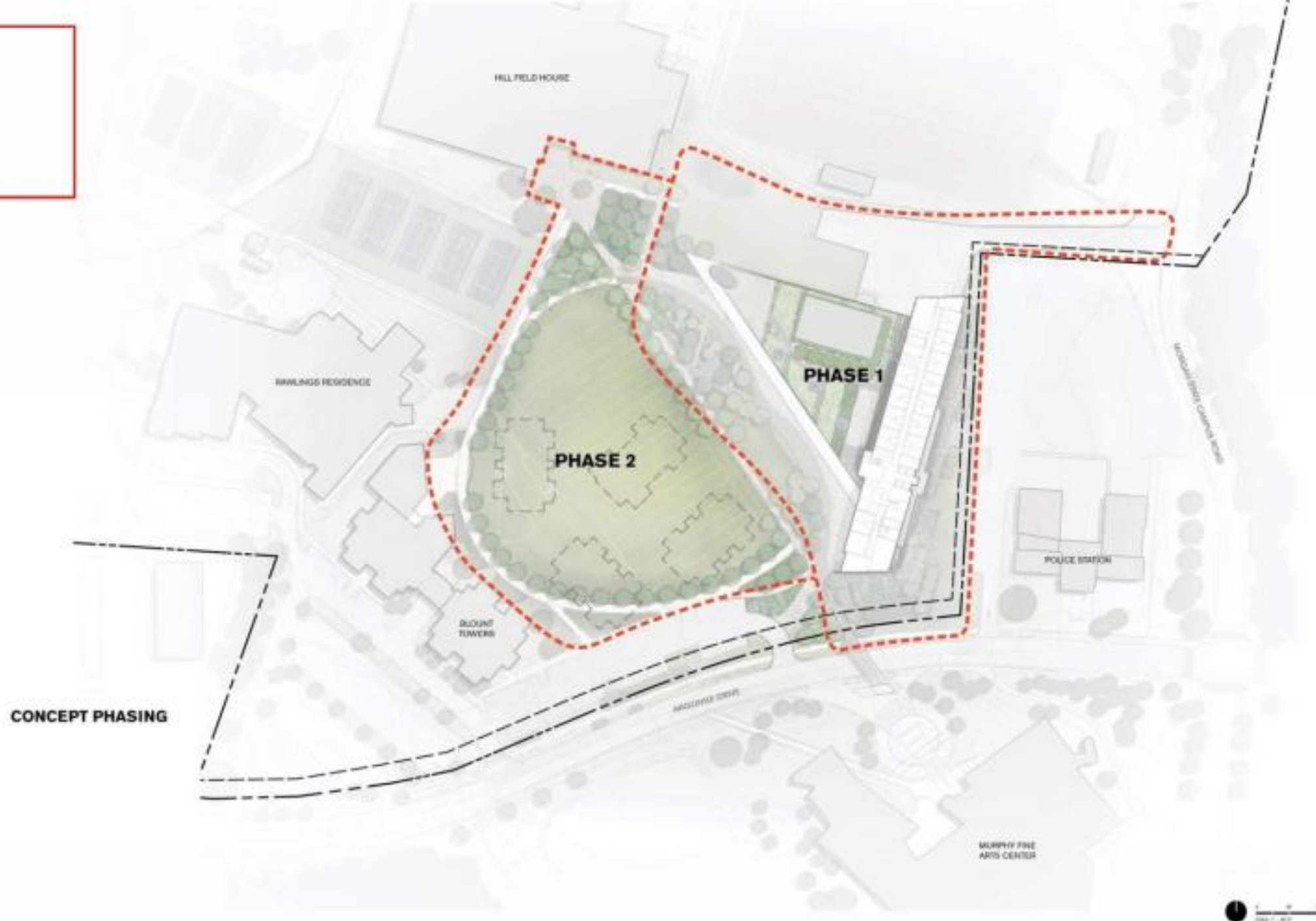


CONCEPT SITE PLAN

PROPOSED PHASE-1



PROPOSED PHASE-2



FUTURE PHASE





BID PACKAGE OPPORTUNITIES

<i>Final Packages</i>	
<i>Site Work and Utilities</i>	<i>Doors Frames and Hardware</i>
<i>Masonry</i>	<i>Overhead Doors</i>
<i>Misc. Metals</i>	<i>Drywall & Ceilings</i>
<i>General Trades</i>	<i>Ceramic Tile</i>
<i>Millwork</i>	<i>Flooring</i>
<i>Landscape</i>	<i>Painting</i>
<i>Roofing</i>	<i>Food Service Equipment</i>
<i>Metal Panels</i>	<i>Fire Protection</i>
<i>Waterproofing</i>	<i>Fire Proofing</i>
<i>Hardscape</i>	<i>Electrical</i>
<i>Air Barriers</i>	<i>Mechanical</i>
<i>Interior Glass and Glazing</i>	<i>Carpet and Resilient Flooring</i>
<i>Resinous Flooring</i>	<i>Terrazzo</i>
<i>Interior and Exterior Signs</i>	<i>Toilet Partitions</i>
<i>Metal Lockers</i>	<i>Loading Dock Equipment</i>
<i>Projection Screens</i>	<i>Communications</i>
<i>Security</i>	<i>Paving</i>

COMMITMENT TO ECONOMIC INCLUSION

Morgan State University
New Mixed-Use
Residence Hall Project **will**
be targeting a minimum of
30% MBE Participation

(Sub-goals 7% African American, 7% Women)



Prequalification Process and Accessing Your Qualifications...

****Prequalification Requirements****

Due to Gilbane having various types and sizes of projects, we have a more efficient process as follows:

1. To begin the prequalification process, Outreach Contractors must register with Gilbane at <https://outreach.gilbaneco.com>
2. Register Ibidpro.com – IF REQUESTED!
3. If you have questions please email Joe Averza at Javerza@gilbaneco.com



Gilbane Outreach Website

The screenshot shows a web browser window with the URL <https://outreach.gilbane.com>. The page title is "Outreach". The main content area features the Gilbane logo at the top, followed by the heading "Subcontractor Outreach Registration". Below the heading is a thank-you message: "Thank you for your interest in working with Gilbane Building Company. Please complete the information below. You will receive follow-up communications by email." The form is divided into several sections: 1. "Subcontractor Outreach Registration" section with fields for Contact Person Name, Contact Person Email, Company Name, Doing Business As (DBA), Main Phone, Trade Code (with a link to "Download complete list here" and a "Select options" dropdown), How did you hear about us? (with a "Choose an Answer" dropdown), Website Address, Work Area (with a "Choose A Work Area" dropdown), Small or Diverse Business Certification (with a "Not A Diverse Business" dropdown), and Union/Merit 1 (with a dropdown). A blue "+ Add Another" button is located below this section. 2. "ADDRESS INFORMATION" section with fields for Mailing Address Line 1, Mailing Address Line 2, Mailing Address City, Mailing Address State (with a "Choose a State" dropdown), Mailing Address Zip, and Mailing Address Country (with an "Unknown" dropdown). 3. "WORK HISTORY" section with fields for Furnish Materials and Labor? (with a "Choose an Answer" dropdown), Furnish Payment and Performance Bond? (with radio buttons for "Yes" and "No"), Annual Revenue (with a "\$" prefix and a text input), Average Contract Value of Projects Completed in the Past 2 Years (with a "\$" prefix and a text input), Contract Value of Largest Project Completed in the Past 2 Years (with a "\$" prefix and a text input).

Gilbane

Subcontractor Outreach Registration

Thank you for your interest in working with Gilbane Building Company. Please complete the information below. You will receive follow-up communications by email.

Contact Person Name Contact Person Email

Company Name Doing Business As (DBA)

Main Phone Trade Code [Download complete list here](#)

How did you hear about us? Website Address

Work Area Small or Diverse Business Certification

Union/Merit 1

[+ Add Another](#)

ADDRESS INFORMATION

Mailing Address Line 1 Mailing Address Line 2

Mailing Address City Mailing Address State

Mailing Address Zip Mailing Address Country

WORK HISTORY

Furnish Materials and Labor? Furnish Payment and Performance Bond?
 Yes
 No

Annual Revenue Contract Value of Largest Project Completed in the Past 2 Years

Average Contract Value of Projects Completed in the Past 2 Years

BREAKOUT SESSIONS

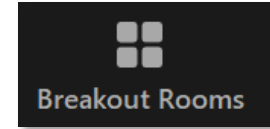
Breakout Session

Breakout Rooms

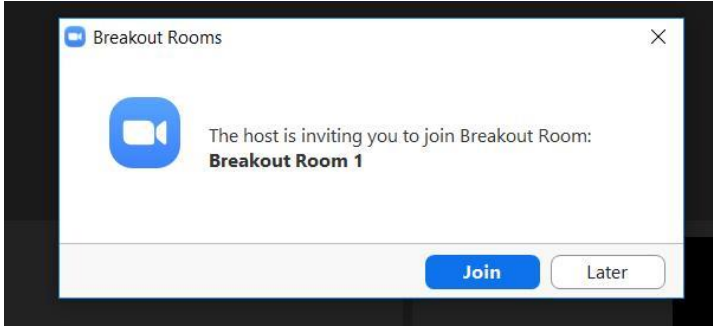
- MEP: Dave Macklin
- Interiors: Tony Grab & Sarah Boyd
- Site Work: Jonathan Dickinson
- Skin/Exteriors: Joe Averza
- Diversity & Inclusion: Yvette Stevens

Entering Breakout Rooms

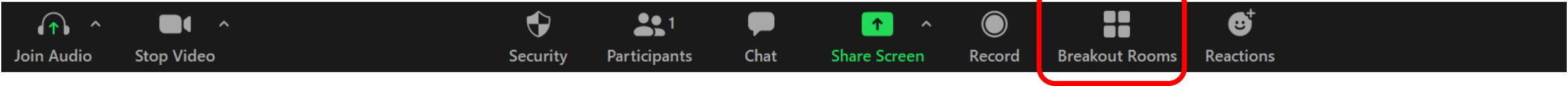
- Click **Breakout Rooms** icon at bottom of screen, or
- Click **Join** to head into the first room



See **Breakout Room** icon at bottom of your screen



Select **Join** to enter the Breakout Room



Breakout Session

Switching/Leaving Breakout Rooms

- Click **Leave Room** to get back to the Main Room, then select **Leave Breakout Room**
- You will automatically be muted when you get back
- Ask the Host via voice or chat to be sent to another Breakout Room
- **If you accidentally select **Leave Meeting**, rejoin the Zoom session and you will be admitted back into the Main Room**

Need Help while in a Breakout Room?

- Leave the Breakout Room. Once back in the Main Room, you will be able to send a message to the meeting host via chat or ask them directly



Leave Room



Leave Meeting

Leave Breakout Room